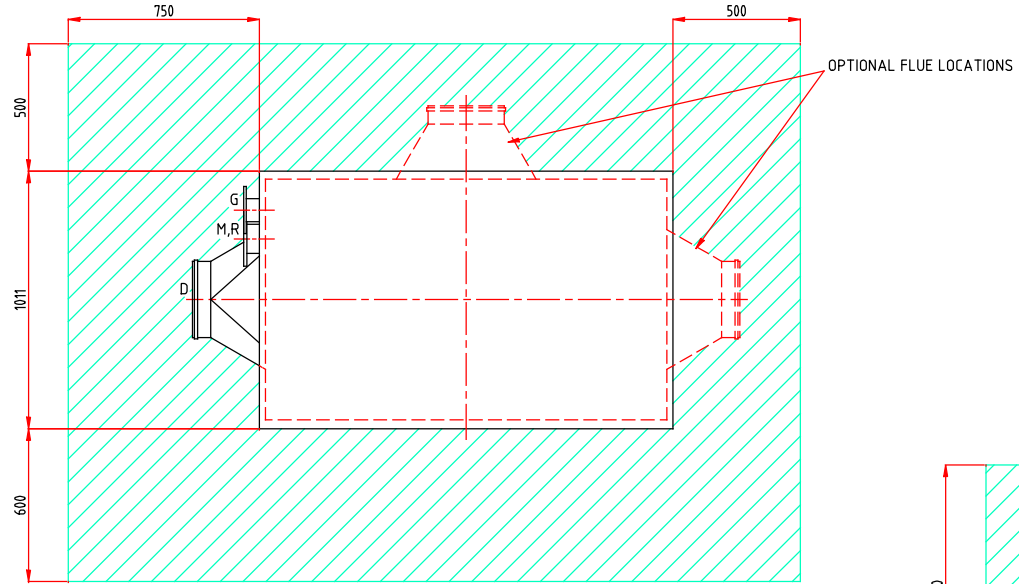


DIMENSIONS ARE CORRECT AT TIME OF PRINTING AND MAY ALTER WITHOUT PRIOR NOTIFICATION

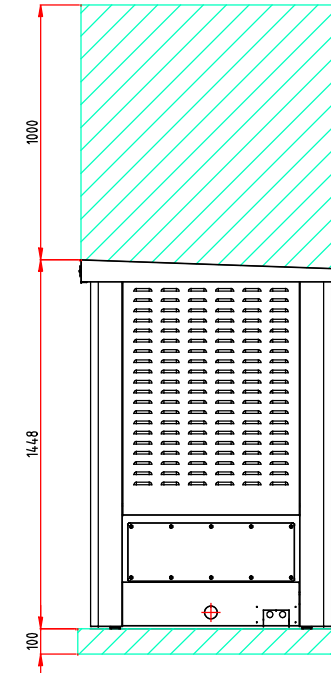
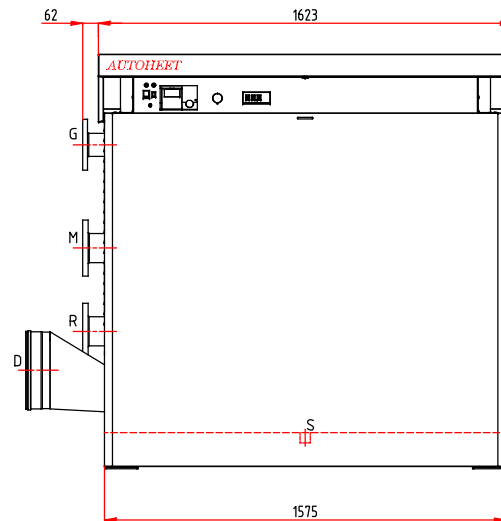
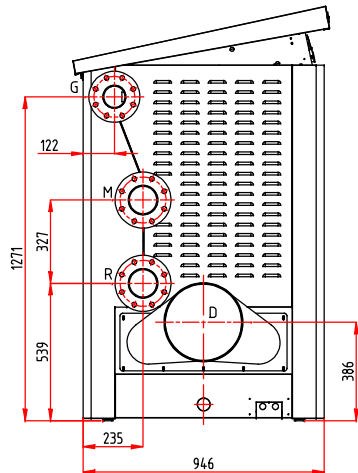


PORT SCHEDULE

PORTS	SIZE	DESCRIPTION
G	80DIN 16	GAS CONNECTION
M	100DIN 16	BOILER OUTLET
R	100DIN 16	BOILER INLET
S	40mm	CONDENSATE DRAIN
D	ø300	FLUE

NOTE

1. SHADED AREA DENOTES MAINTENANCE AND INSTALLATION CLEARANCES



PICTORIALLY REVISED	G.R.	08/08/12	B	NAME: G.ROBERTS	CLIENT:	AUTOMATIC HEATING PTY LTD 67 GATEWAY BOULEVARD EPPING, VICTORIA 3076 AUSTRALIA Phone : +61 3 9330 3300 Fax : +61 3 9310 5655	SIZE	DRG No.	REV.
ORIGINAL ISSUE	G.R.	16/01/11	A	DATE: 16/01/11	TITLE: MODULEX EXT HEATING BOILER MODEL 770		A3	MOD-EXT-770	B
MODIFICATION	NAME	DATE	REV	QUOTE No.			SCALE:	1:20	